



Saab 9 3 Instrument Wiring Diagram Full Online

When people should go to the books stores, search establishment by shop, shelf by shelf, it is truly problematic. This is why we present the books compilations in this website. It will extremely ease you to look guide **saab 9 3 instrument wiring diagram full online** as you such as.


By searching the title, publisher, or authors of guide you in reality want, you can discover them rapidly. In the house, workplace, or perhaps in your method can be all best place within net connections. If you mean to download and install the saab 9 3 instrument wiring diagram full online, it is unconditionally simple then, back currently we extend the link to buy and create bargains to download and install saab 9 3 instrument wiring diagram full online for that reason simple!

HOW TO Read 2004 Saab 9 3 Wiring Diagram

Radio Wiring Diagram Saab 9 3 *Saab 9-3 replacing instrument cluster light bulbs*  HOW TO Download Radio Wiring Diagram Saab 9 3  Radio Wiring Diagram Saab 9 3 (SAAB 9-5) *Disassembly/reassembly of instrument panel, replacement lamps instrument housing*

Saab 9-3 NG Subwoofer Wiring HI Low Adapter and Remote Signal **How to fix ABS/Traction Control/Stability Control Failure Saab 9-3 03 04 05 06 07 08 09 10 11 12 SAAB 93 sound system walkthrough!!** ~~Saab 9-3 common fuel lever sensor Saab 9-3 Dash Panel \u0026amp; Temp Sensor Code P0116 Repair - Part 4 **etrailer | Trailer Wiring Harness Installation - 2005 Saab 9-3**~~

2003 saab 9-3 radio bad AMP 1


Optical loop saab ~~Here's Why Saab's are so Cheap! Subwoofer Install SAAB ng9-3 Active Subwoofer + Line Output Converter Gas gauge not working ? Some test to check it **Top Gear Saab 9-5** How to Remove OEM Radio on a Saab 2007 radio 2005 Saab 9-3 Problem 6 \\"Hidden Features\'' SAAB 9-3NG 2006 SC **Saab 9-3 radio fix without amp Saab 9-3 Speaker Upgrade \u0026amp; NEW HeadUnit** 2003 saab 9-3 Blower motor works intermittently  PDF 2004 Saab 9 3 Convertible Radio Wiring Saab 93 2002 - 2014 simple radio removal \u0026amp; install guide with part numbers- Saab 9-3 Stereo Removal 2003-2007 SAAB 93 NO CRANK, NO START, NO COMM \u0026amp; KEY STUCK Starting System \u0026amp; Wiring Diagram *Hirsch Performance Installation Guide: Leather Instrument Panel for Saab 9-3 '07+* **Saab 9 3 Instrument Wiring**~~

Saab 9-3 Wiring Diagram Wiring Model Schematic 580 32782 Wiring Diagram Post. Saab 9-3 Wiring Diagram - wiring diagram is a simplified gratifying pictorial representation of an electrical circuit. It shows the components of the circuit as simplified shapes, and the capacity and signal connections in the company of the devices.


Saab 9-3 Wiring Diagram | autocardesign

1999 Saab 9 3 Wiring Diagram - wiring diagram is a simplified suitable pictorial representation of an electrical circuit. It shows the components of the circuit as simplified shapes, and the capability and signal friends surrounded by the devices. A wiring diagram usually gives opinion nearly the relative perspective and concurrence of devices and terminals upon the devices, to put up to in building or servicing the device.


1999 Saab 9 3 Wiring Diagram | autocardesign

Saab 9-3 (2000) - fuse box diagram  This is diagram about Saab 9-3 ... About this Site; Saab 9-3 (2000) - fuse box diagram. Posted by Circuit Diagram in Automotive Wiring, Car Fuse Box Diagrams. Year of production: 2000. Instrument panel. Saab 9-3 - fuse box - intrument panel ... Under the instrument panel next to the steering wheel.

Saab 9-3 (2000) - fuse box diagram - Circuit Wiring Diagrams

Saab 9-3 replacing instrument cluster light bulbs Saab 9-3 Dash Panel \u0026amp; Temp Sensor Code P0116 Repair - Part 4 Saab 9-3 Seat Strip and Airbag Light Fix!  PDF 2004 Saab 9 3 Convertible Radio Wiring Saab 9-3 common fuel lever sensor chevrolet uplander repair manual, facebook marketing think big 3 books in 1 make money with facebook market like a pro accomplish giant goals social media ...

Saab 9 3 Instrument Wiring Diagram Full Online

Saab 9-3 (2006) - fuse box diagram  This is diagram about Saab 9-3 (2006) - fuse box diagram you can learn online!!

Saab 9-3 (2006) - fuse box diagram - Circuit Wiring Diagrams

Pic Fitment Description Note Brd Stk Price Buy Part# Img; 1: 93 1999-03: Instrument Cluster Mph. Details: OES : 1 \$ 606.01 \$ 712.95

www.thesaabsite.com

Saab 9-3 (2007) - fuse box diagram. Year of production: 2007. Instrument panel Saab 9-3 - fuse box - instrument panel

Saab 9-3 (2007) - fuse box diagram - Auto Genius

Saab 9-3 my 98-02 instrument cluster light repair. In this video: tools needed for the job, removal of steering wheel w/airbag, sid, radio, dashboard panel i...

Saab 9-3 replacing instrument cluster light bulbs - YouTube

SAAB Car Manuals PDF & Wiring Diagrams above the page - 9-3, 9-7, Sonnet, 9-2, 9-5, 9000; SAAB EWDs; SAAB Fault Codes DTC.. The car company SAAB was created in 1945 by the Swedish aviation concern SAAB AB, the first car of the brand, Saab 92, stood on the conveyor in 1949.. Subsequently, the company merged with the Scania truck manufacturer, and by 2000 had passed under the control of the ...

SAAB - Car PDF Manual, Wiring Diagram & Fault Codes DTC

You will find your VIN on the lower driver's side of your windshield. The Chassis number will be the right 8 characters or your VIN

www.thesaabsite.com

Search and Find Saab 9-3 Instrument Cluster Spares and Replacement Parts through our network of Car Breakers, Car Dismantlers, & Scrap Yards. We can source and supply Discounted Car Saab 9-3 Instrument Cluster Parts & Instrument Cluster Spares to you, no matter where you live. Our Network will deliver New Instrument Cluster Parts at discounted prices, or even very cheap Used Saab 9-3 Instrument Cluster Parts direct to your door.

Cheap Saab 9-3 Car Instrument Cluster, New, Replacement ...

Fuse box diagram (location and assignment of electrical fuses and relays) for Saab 9-5 (1997, 1998, 1999, 2000, 2001, 2002, 2003, 2004, 2005, 2006, 2007, 2008, 2009).

Fuse Box Diagram Saab 9-5 (1997-2009)

Page 146 Interior equipment Cargo net, vertical 3, SportCombi Fit the net behind the rear seat backrest. 1 Remove the rear cover panels in the roof. 2 Fit the net's upper fasteners into the two rear attachment points in the roof. 3 Secure the net's hooks in the two anchorage eyes closest to the rear seat.

SAAB 2007 9-3 OWNER'S MANUAL Pdf Download | ManualsLib

Driving/Fog Lamps Wiring Kit for Saab 9-3 Cabriolet. Isolated Loom Spot Lights. £17.95. 9 left. CT20SA03 ISO Lead Stereo Head Unit Adaptor Wiring Harness For Saab 9-3 / 9-5. £9.95. 1 sold. CT20SA05 Active Amplified Stereo Bypass Wiring Harness Adaptor for SAAB 9-3, 9-5. £7.95.

Saab Wiring Looms for sale | eBay

Saab 9-3 93 CD radio stereo wiring harness adaptor lead loom ISO converter wire. 2.8 out of 5 stars 3. £14.87. Car MP5 Player,2 Din 12V bluetooth Touch Screen Stereo HD, Support Bluetooth/USB Port/AUX/FM/TF/Miroorlink,with Rear Camera and Remote Control. 2.9 out of 5 stars 48.

Saab 9-3 stereo radio Facia Fascia adapter panel plate ...

saab 9-3 1998-2000 adc110-b saab 9-5 1997-2004 adc110-b saab 9-3 1998-2003 adc110-b saab 9-3 1998-2002 adc110-b saab 9-3 1998-2001 adc110-b type 2.0 (b2041) 2.0t (b204e) 2.0t (b2041) 2.0t (b204r) 2.0t (b205e) 2.2 tid (d2231) 2.3 (b2341) 2.3 (b235r) 2.0 turbo (b205e) 2.0 turbo (b205f) saab 9-5 2.3 aero (b255r) 1999-2003 adc110-b

SAAB Manual Master - Duitman Hengelo

CT20SA04 Car Stereo Radio ISO Harness Adaptor Wiring Lead for Saab 9-3 / 9-5 (Fits: Saab) £12.95. FAST & FREE. Click & Collect. 2 new & refurbished from £12.95. SAAB 9-5 95 2004 Aero Estate PDC Parking Sensor Wiring Harness 4833588 58812. £12.50. Click & Collect. £5.00 postage. or Best Offer.

Wiring Looms for Saab 9-5 for sale | eBay

The contact owns a 2003 SAAB 9-3. While driving at 55 mph, the brake and air bag warning lights illuminated on the instrument panel. Seconds later, the vehicle suddenly stalled. The vehicle was taken to an authorized dealership where the alternator and battery were replaced. The current and failure mileages were approximately 118,000.

SAAB 9-3 Alternator/generator/regulator Problems

SAAB 9-3 owners have reported 3 problems related to instrument panel (under the electrical system category). The most recently reported issues are listed below. Also please check out the statistics and reliability analysis of SAAB 9-3 based on all problems reported for the 9-3. Instrument Panel problem of the 2004 SAAB 9-3 1