




Chapter 10 2 Cell Division

If you ally habit such a referred **chapter 10 2 cell division** book that will pay for you worth, acquire the definitely best seller from us currently from several preferred authors. If you want to comical books, lots of novels, tale, jokes, and more fictions collections are also launched, from best seller to one of the most current released.

You may not be perplexed to enjoy all ebook collections chapter 10 2 cell division that we will categorically offer. It is not on the order of the costs. It's practically what you habit currently. This chapter 10 2 cell division, as one of the most operational sellers here will agreed be in the middle of the best options to review.

~~Chapter 10 2 Cell Division~~

In eukaryotic cells, what are the two main stages of cell division? Click card to see definition . Tap card to see definition . First stage of the cell nucleus, is called mitosis and the second stage , division of the cell's cytoplasm is called cytokinesis. Click again to see term .

~~section 10 2 cell division Flashcards | Quizlet~~

2. 3. 21. List 2 things that occur during anaphase. Sketch a drawing of anaphase to the right. 1. 2. 22. What does each side of the cell (pole) now contain? 23. List 3 things that happen in telophase. Sketch a picture of telophase to the right. 1. 2. 3. 24. Describe the final process in the cell cycle known as cytokinesis. 25.

~~Chapter 10: Section 2 — Cell Division~~

Section 10-2 Cell Division(pages 244-249) This section describes the main events of the cell cycle. It also explains what happens during mitosis, when cell division occurs. Chromosomes (page 244) 1. Is the following sentence true or false? Chromosomes are not visible in most cells except during cell division. 2.

~~Section 10 2 Cell Division — Hanover Area School District~~

Chapter 10, Cell Growth and Division - 10.2 - The Process of Cell Division - 10.2 Assessment - Page 284: 3a Answer Prophase happens when the DNA condenses so that it can be seen clearly and the spindle begins to form outside of the nucleus.

~~Chapter 10, Cell Growth and Division — 10.2 — The Process ...~~

Chapter 10, Cell Growth and Division - 10.2 - The Process of Cell Division - 10.2 Assessment - Page 284: 2a. Answer. The cell cycle is a process the cell goes through as it grows, prepares to go through cell division, and, finally, to undergo cell division. Work Step by Step.

~~Chapter 10, Cell Growth and Division — 10.2 — The Process ...~~

Chapter 10 2 Cell Division This is likewise one of the factors by obtaining the soft documents of this chapter 10 2 cell division by

Online Library Chapter 10 2 Cell Division

online. You might not require more period to spend to go to the books launch as without difficulty as search for them. In some cases, you likewise get not discover the revelation chapter 10 2 cell division that you are looking for.

~~Chapter 10 2 Cell Division — WondervoicappCom~~

Learn biology 2 chapter 10 cells division with free interactive flashcards. Choose from 500 different sets of biology 2 chapter 10 cells division flashcards on Quizlet.

~~biology 2 chapter 10 cells division Flashcards and Study ...~~

Learn cell division chapter 10 2 with free interactive flashcards. Choose from 500 different sets of cell division chapter 10 2 flashcards on Quizlet.

~~cell division chapter 10 2 Flashcards and Study Sets | Quizlet~~

cell division in which the nucleus divides into nuclei containing the same number of chromosomes. Cytokinesis. division of the cytoplasm during cell division. ... Chapter 7-2 Eukaryotic Cell Structure 25 terms. Kshah84. Chapter 7-3 Cell Boundaries 22 terms. Kshah84. Chapter 7-4 The Diversity of Cellular Life 4 terms. Kshah84. Features.

~~Chapter 10 2 Cell Division Flashcards | Quizlet~~

Cell Division •In eukaryotes, cell division occurs in two major stages. -The first stage, division of the cell nucleus, is called mitosis. -The second stage, division of the cell cytoplasm, is called cytokinesis. • Most eukaryotic cells go through a regular cycle of interphase, mitosis and cytokinesis. Mitosis

~~Chapter 10 Cell Growth and Division — UrbanDine~~

Chapter 10-2 Cell Division Mitosis Biologists divide the events of mitosis into 4 phases Prophase-phase 1, chromatin condenses, centrioles separate, nuclear membrane disappears Metaphase -chromosomes line up across the middle of the cell Anaphase-Sister chromatids move away from

~~Chapter 10 2 Cell Division by Kati Kaizen~~

understand that cell division is a progressive process and very clear-cut lines cannot be drawn between various stages. Karyokinesis involves following four stages: lll Prophase 1 Metaphase llll Anaphase lll Telophase 10.2.1 Prophase Prophase which is the first stage of karyokinesis of mitosis follows the S and G 2 phases of interphase. In the S and G 2

~~HAPTER 10 — NCERT~~

Figure 10.3 There are 23 pairs of homologous chromosomes in a female human somatic cell. The condensed chromosomes are viewed within the nucleus (top), removed from a cell during mitosis (also called karyokinesis or nuclear division) and spread out on a slide (right), and artificially arranged according to length (left); an arrangement

Online Library Chapter 10 2 Cell Division

like this is called a karyotype.

~~10.1 Cell Division — Biology 2e | OpenStax~~

Figure 10.1 A sea urchin begins life as a single diploid cell (zygote) that (a) divides through cell division to form two genetically identical daughter cells, visible here through scanning electron microscopy (SEM). After four rounds of cell division, (b) there are 16 cells, as seen in this SEM image. After many rounds of cell division, the individual develops into a complex, multicellular ...

~~Ch. 10 Introduction — Biology 2e | OpenStax~~

Chapter 10 2 Cell Division This is likewise one of the factors by obtaining the soft documents of this chapter 10 2 cell division by online. You might not require more period to spend to go to the books launch as without difficulty as search for them. In some cases, you likewise get not discover the revelation chapter 10 2 cell division that you are looking for. Chapter 10 2 Cell Division - wondervoicapp.com

~~Chapter 10 2 Cell Division — installatienetwerk.nl~~

Chapter 10 Cell Growth & Division. 2 10 -1 Cell Growth •Which has larger cells: an adult elephant or a baby elephant? •Neither! They are the same size. The adult just has more cells. 3. 4 Two main reasons why cells divide rather than continuing to grow indefinitely:

~~Chapter 10 Cell Growth & Division~~

Chapter 10 2 Cell Division Chapter 10 2 Cell Division file : maintenance guide for mercedes w124 series buku manual peugeot 206 xr 747 dispatch deviation guide dell drivers documentation solution manual for managerial accounting 2nd edition by braun catholics trial general maths paper chapter 2 student activity sheet

~~Chapter 10 2 Cell Division — lundbeck.peaceboy.de~~

Chapter 10 Biology. STUDY. Flashcards. Learn. Write. Spell. Test. PLAY. Match. Gravity. Created by. laurengallimore. Key Concepts: Terms in this set (22) ... During normal mitotic cell division, a parent cell having four chromosomes will produce two daughter cells, each containing a. two chromosomes.

~~Chapter 10 Biology Flashcards | Quizlet~~

Biology 2010 Student Edition answers to Chapter 10, Cell Growth and Division - Assessment - Analyzing Data - Page 302 38 including work step by step written by community members like you. Textbook Authors: Miller, Kenneth R.; Levine, Joseph S., ISBN-10: 9780133669510, ISBN-13: 978-0-13366-951-0, Publisher: Prentice Hall

Copyright code : daa0177d65b5176d9d2f4bb32efde81d